

Power supply unit - UNO2-PS/1AC/24DC/240W - 1096432

Please be informed that the data shown in this PDF Document is generated from our Online Catalog. Please find the complete data in the user's documentation. Our General Terms of Use for Downloads are valid (<http://phoenixcontact.com/download>)




Primary-switched power supply unit, UNO POWER, Screw connection, DIN rail mounting, input: 1-phase, output: 24 V DC / 10 A

Your advantages

- Save energy, thanks to a high degree of efficiency
- Outdoor installation possible, with a wide temperature range of -25°C... +70°C
- Simple output voltage monitoring, thanks to the floating DC OK relay contact



Key Commercial Data

Packing unit	1 pc
GTIN	 4 055626 930466
GTIN	4055626930466
Weight per Piece (excluding packing)	862.000 g
Sales Key	CMPV13

Technical data

Dimensions

Width	45 mm
Height	130 mm
Depth	129 mm
	125 mm (Device depth (DIN rail mounting))
Installation distance right/left (active, passive)	0 mm / 0 mm (P _{Out} ≥50%)
Installation distance top/bottom (active, passive)	30 mm / 30 mm (P _{Out} ≥50%)
Ambient temperature (operation)	-25 °C ... 70 °C (> 55 °C Derating: 2.5 %/K)
Ambient temperature (start-up type tested)	-40 °C
Ambient temperature (storage/transport)	-40 °C ... 85 °C
Max. permissible relative humidity (operation)	≤ 95 % (at 25 °C, non-condensing)

Power supply unit - UNO2-PS/1AC/24DC/240W - 1096432

Technical data

Maximum altitude	≤ 3000 m (> 2000 m, Derating: 10 %/1000 m)
Vibration (operation)	10 Hz ... 50 Hz, amplitude ±0.2 mm (in accordance with IEC 60068-2-6)
	50 Hz to 150 Hz, 2.3 g, 90 min.
Shock	18 ms, 30g, in each space direction (according to IEC 60068-2-27)
Degree of pollution	2
Climatic class	3K3 (in acc. with EN 60721)

Input data

Nominal input voltage range	100 V AC ... 240 V AC
Input voltage range	100 V AC ... 240 V AC -15 % ... +10 %
Derating	< 90 V AC (1 %/V)
Frequency range (f _N)	50 Hz ... 60 Hz #10 %
Typical national grid voltage	120 V AC
	230 V AC
Voltage type of supply voltage	AC
Current consumption	2.6 A (100 V AC)
	2.2 A (120 V AC)
	1.13 A (230 V AC)
	1.2 A (240 V AC)
Discharge current to PE	< 3.5 mA
Mains buffering time	typ. 16 ms (120 V AC)
	typ. 20 ms (230 V AC)
Switch-on time	typ. 400 ms
Inrush current	typ. 10 A (at 25 °C)
Inrush current integral (I ² t)	< 0.2 A ² s
Type of protection	Transient surge protection
Protective circuit/component	Varistor, gas-filled surge arrester
Device mains fuse	5 A internal (device protection), fast-blow
Recommended breaker for input protection	6 A ... 16 A (Characteristic B, C, D, K or comparable)

Output data

Nominal output voltage	24 V DC
Setting range of the output voltage (U _{Set})	24 V DC ... 28 V DC (> 24 V DC, constant capacity restricted)
Nominal output current (I _N)	10 A
Control deviation	< 1 % (change in load, static 10 % ... 90 %)
	< 3 % (change in load, dynamic 10 % ... 90 %)
	< 0.1 % (change in input voltage ±10 %)
Short-circuit-proof	yes
No-load proof	yes
Residual ripple	typ. 50 mV _{PP} (with nominal values)
Connection in parallel	yes, for redundancy
Connection in series	yes, for increased output voltage

Power supply unit - UNO2-PS/1AC/24DC/240W - 1096432

Technical data

Output data

Feedback voltage resistance	≤ 35 V DC
Protection against overvoltage at the output (OVP)	≤ 35 V DC
Rise time	< 1 s (U _{Out} = 10 % ... 90 %)
Crest factor	typ. 1.65 (120 V AC)
	typ. 1,63 (230 V AC)
Output power	240 W
Minimum no-load power dissipation	< 4 W (120 V AC)
Maximum power dissipation in no-load condition	< 4 W (230 V AC)
Minimum nominal load power dissipation	< 25 W (120 V AC)
Power loss nominal load max.	< 19 W (230 V AC)

General

Net weight	0.75 kg
Environmental protection directive	RoHS Directive 2011/65/EU
	WEEE
	Reach
Efficiency	typ. 92 % (120 V AC)
	typ. 93.7 % (230 V AC)
MTBF (IEC 61709, SN 29500)	> 1219000 h (25 °C)
	> 678000 h (40 °C)
	> 366000 h (55 °C)
Insulation voltage input/output	4 kV AC (type test)
	3 kV AC (routine test)
Insulation voltage input / PE	3.5 kV AC (type test)
	2.4 kV AC (routine test)
Degree of protection	IP20
Protection class	I
Housing material	Aluminum (AlMg3) / sheet steel, zinc-plated
Foot latch material	Sheet steel, zinc-plated
Mounting position	horizontal DIN rail NS 35, EN 60715
Assembly instructions	alignable: 0 mm horizontally, 30 mm vertically

Input connection data

Connection method	Screw connection
Stripping length	6.5 mm
Conductor cross section solid	0.2 mm ² ... 2.5 mm ²
Conductor cross section flexible	0.2 mm ² ... 2.5 mm ²
Flexible conductor cross section (ferrule with plastic sleeve)	0.25 mm ² ... 2.5 mm ²
Flexible conductor cross section flexible (ferrule, w/o plastic sleeve)	0.25 mm ² ... 2.5 mm ²
Conductor cross section AWG	24 ... 14 (Cu)
Torque	0.5 Nm ... 0.6 Nm

Power supply unit - UNO2-PS/1AC/24DC/240W - 1096432

Technical data

Output connection data

Connection method	Screw connection
Stripping length	6.5 mm
Conductor cross section solid	0.2 mm ² ... 2.5 mm ²
Conductor cross section flexible	0.2 mm ² ... 2.5 mm ²
Flexible conductor cross section (ferrule with plastic sleeve)	0.25 mm ² ... 2.5 mm ²
Flexible conductor cross section flexible (ferrule, w/o plastic sleeve)	0.25 mm ² ... 2.5 mm ²
Conductor cross section AWG	24 ... 14 (Cu)
Torque	0.5 Nm ... 0.6 Nm

Signal connection data

Connection method	Screw connection
Stripping length	6.5 mm
Conductor cross section solid	0.2 mm ² ... 2.5 mm ²
Conductor cross section flexible	0.2 mm ² ... 2.5 mm ²
Flexible conductor cross section (ferrule with plastic sleeve)	0.25 mm ² ... 2.5 mm ²
Flexible conductor cross section flexible (ferrule, w/o plastic sleeve)	0.25 mm ² ... 2.5 mm ²
Conductor cross section AWG	24 ... 14 (Cu)
Torque	0.5 Nm ... 0.6 Nm

LED signaling

Types of signaling	LED
	Floating signal contact
U _{Out}	> 0,9 x U _N (U _N = 24 V DC) (LED lights up green)
	< 0,9 x U _N (U _N = 24 V DC) (LED flashes green)

Standards

EMC requirements for noise immunity	EN 61000-6-2
Standard designation	Safety of power supply units up to 1100 V (insulation distances)
Standards/regulations	DIN EN 61558-2-16
Standard designation	Electrical safety
Standards/regulations	IEC 61010-2-201 (SELV)
Standard designation	Equipping high voltage installations with electronic equipment
Standards/regulations	EN 50178/VDE 0160 (PELV)
Standard designation	Safety for equipment for measurement, control, and laboratory use
Standards/regulations	IEC 61010-1
Standard designation	Protective extra-low voltage
Standards/regulations	IEC 61010-1 (SELV)
	IEC 61010-2-201 (PELV)
Standard designation	Safe isolation
Standards/regulations	IEC 61558-2-16
	IEC 61010-2-201
Standard designation	Limitation of harmonic line currents

Power supply unit - UNO2-PS/1AC/24DC/240W - 1096432

Technical data

Standards

Standards/regulations	EN 61000-3-2
Standard designation	Requirement of the semiconductor industry with regard to mains voltage dips
Standards/regulations	SEMI F47 - 0706 (185 V AC)
Overvoltage category EN 61010-1	II (≤ 3000 m)
Overvoltage category EN 62477-1	III (≤ 3000 m)

Conformance/approvals

Designation	UL
Identification	UL/C-UL Listed UL 61010-1
Designation	UL
Identification	UL/C-UL Listed UL 61010-2-201
Designation	UL
Identification	CB scheme (IEC 61010-1, IEC 61010-2-201)

EMC data

Electromagnetic compatibility	Conformance with EMC Directive 2014/30/EU
Low Voltage Directive	Conformance with Low Voltage Directive 2014/35/EC
Conducted noise emission	EN 55016
	EN 61000-6-3 (Class B)
Noise emission	EN 55016
	EN 61000-6-3 (Class B)
Harmonic currents	EN 61000-3-2
	EN 61000-3-2 (Class A)
Electrostatic discharge	EN 61000-4-2
Contact discharge	6 kV (Test Level 3)
Discharge in air	8 kV (Test Level 3)
Electromagnetic HF field	EN 61000-4-3
Frequency range	80 MHz ... 1 GHz
Test field strength	10 V/m (Test Level 3)
Frequency range	1 GHz ... 2 GHz
Test field strength	10 V/m (Test Level 3)
Frequency range	2 GHz ... 3 GHz
Test field strength	10 V/m (Test Level 3)
Comments	Criterion A
Fast transients (burst)	EN 61000-4-4
Input	4 kV (Test Level 4 - asymmetrical)
Output	2 kV (Test Level 3 - asymmetrical)
Comments	Criterion A
Surge voltage load (surge)	EN 61000-4-5
Input	2 kV (Test Level 3 - symmetrical)
	4 kV (Test Level 4 - asymmetrical)

Power supply unit - UNO2-PS/1AC/24DC/240W - 1096432

Technical data

EMC data

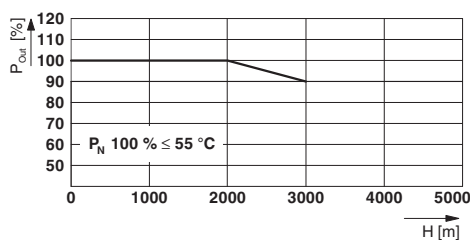
Output	1 kV (Test Level 2 - symmetrical)
	2 kV (Test Level 3 - asymmetrical)
Comments	Criterion A
Conducted interference	EN 61000-4-6
Frequency range	0.15 MHz ... 80 MHz
Voltage	10 V (Test Level 3)
Comments	Criterion A
Voltage dips	EN 61000-4-11
Voltage	230 V AC
Frequency	50 Hz
Voltage dip	70 %
Number of periods	25 / 30 periods
Comments	Criterion A
Voltage dip	40 %
Number of periods	12 periods
Additional text	Test Level 2
Comments	Criterion A
Voltage dip	0 %
Number of periods	1 period
Additional text	Test Level 2
Comments	Criterion B
Criterion A	Normal operating behavior within the specified limits.
Criterion B	Temporary impairment to operational behavior that is corrected by the device itself.

Environmental Product Compliance

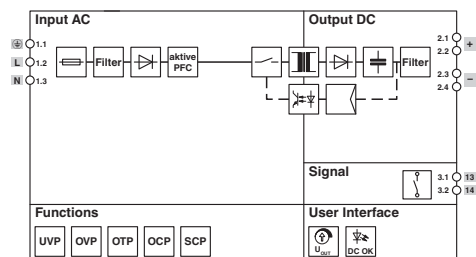
REACH SVHC	Lead 7439-92-1
China RoHS	Environmentally Friendly Use Period = 25;
	For details about hazardous substances go to tab "Downloads", Category "Manufacturer's declaration"

Drawings

Diagram



Block diagram



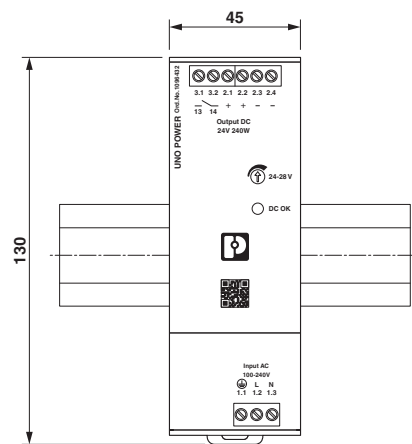
Power supply unit - UNO2-PS/1AC/24DC/240W - 1096432

Diagram

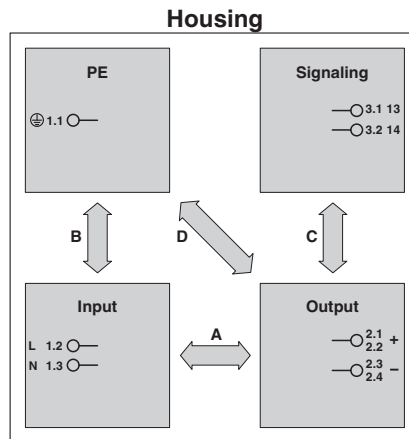
Diagram

Diagram

Dimensional drawing

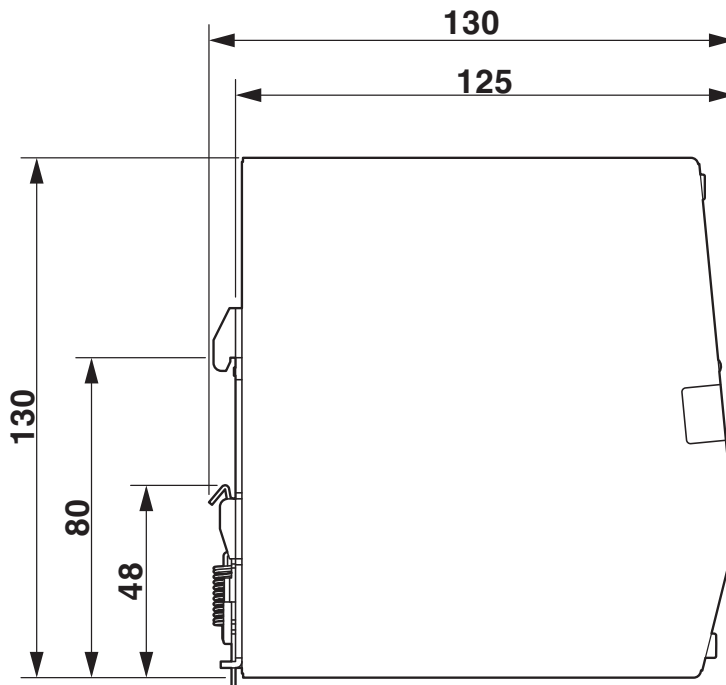


Schematic diagram



Power supply unit - UNO2-PS/1AC/24DC/240W - 1096432

Dimensional drawing



Classifications

eCl@ss

eCl@ss 11.0	27040701
eCl@ss 9.0	27040701

ETIM

ETIM 7.0	EC002540
----------	----------

Accessories

Accessories

Device circuit breakers

Electronic circuit breaker - CBMC E4 24DC/1-4A NO - 2906031



Multi-channel electronic circuit breaker for protecting four loads at 24 V DC in the event of overload and short circuit. With electronic locking of the set nominal currents. For installation on DIN rails.

Power supply unit - UNO2-PS/1AC/24DC/240W - 1096432

Accessories

Electronic circuit breaker - CBMC E4 24DC/1-10A NO - 2906032



Multi-channel electronic circuit breaker for protecting four loads at 24 V DC in the event of overload and short circuit. With electronic locking of the set nominal currents. For installation on DIN rails.

Electronic circuit breaker - CBMC E4 24DC/1-4A+ IOL - 2910410



Multi-channel electronic circuit breaker with IO-Link interface for protecting four loads at 24 V DC in the event of overload and short circuit. With electronic locking of the set nominal currents. For installation on DIN rails.

Electronic circuit breaker - CBMC E4 24DC/1-10A IOL - 2910411



Multi-channel electronic circuit breaker with IO-Link interface for protecting four loads at 24 V DC in the event of overload and short circuit. With electronic locking of the set nominal currents. For installation on DIN rails.

Electronic circuit breaker - CBM E4 24DC/0.5-10A NO-R - 2905743



Multi-channel, electronic circuit breaker with active current limitation for protecting four loads at 24 V DC in the event of overload and short circuit. With nominal current assistant and electronic locking of the set nominal currents. For installation on DIN rails.

Electronic circuit breaker - CBM E8 24DC/0.5-10A NO-R - 2905744



Multi-channel, electronic circuit breaker with active current limitation for protecting eight loads at 24 V DC in the event of overload and short circuit. With nominal current assistant and electronic locking of the set nominal currents. For installation on DIN rails.

Device protection

Power supply unit - UNO2-PS/1AC/24DC/240W - 1096432

Accessories

Type 3 surge protection device - PLT-SEC-T3-230-FM - 2905229



Pluggable device protection, according to type 3/class III, for 1-phase power supply networks with separate N and PE (3-conductor system: L1, N, PE), with integrated surge-proof fuse and remote indication contact. Also suitable for DC applications.

Redundancy module

Redundancy module - UNO-DIODE/5-24DC/2X10/1X20 - 2905489



Redundancy module, 5 V - 24 V DC, 2 x 10 A, 1 x 20 A.

Redundancy module, with protective coating - QUINT-ORING/24DC/2X20/1X40 - 2320186



Active QUINT redundancy module for DIN rail mounting with ACB (Auto Current Balancing) Technology and monitoring functions, input: 24 V DC/2x 20 A, output: 24 V DC/1 x 40 A, including mounted UTA 107/30 universal DIN rail adapter

Diode - TRIO2-DIODE/12-24DC/2X20/1X40 - 2907379



Redundancy module, 12 V - 24 V DC, 2 x 20 A, 1 x 40 A